



BEAUTIFULLY DESIGNED AND ENGINEERED CAR TURNTABLES



www.spin-it.co.uk
0800 612 8830

BEAUTIFULLY DESIGNED AND ENGINEERED TURNTABLES

Spin-IT Ltd is an innovative, ambitious, UK based engineering and manufacturing company.

With a track record of over thirty years in the steel fabrication business, Spin-IT Car Turntables was established in 2009.

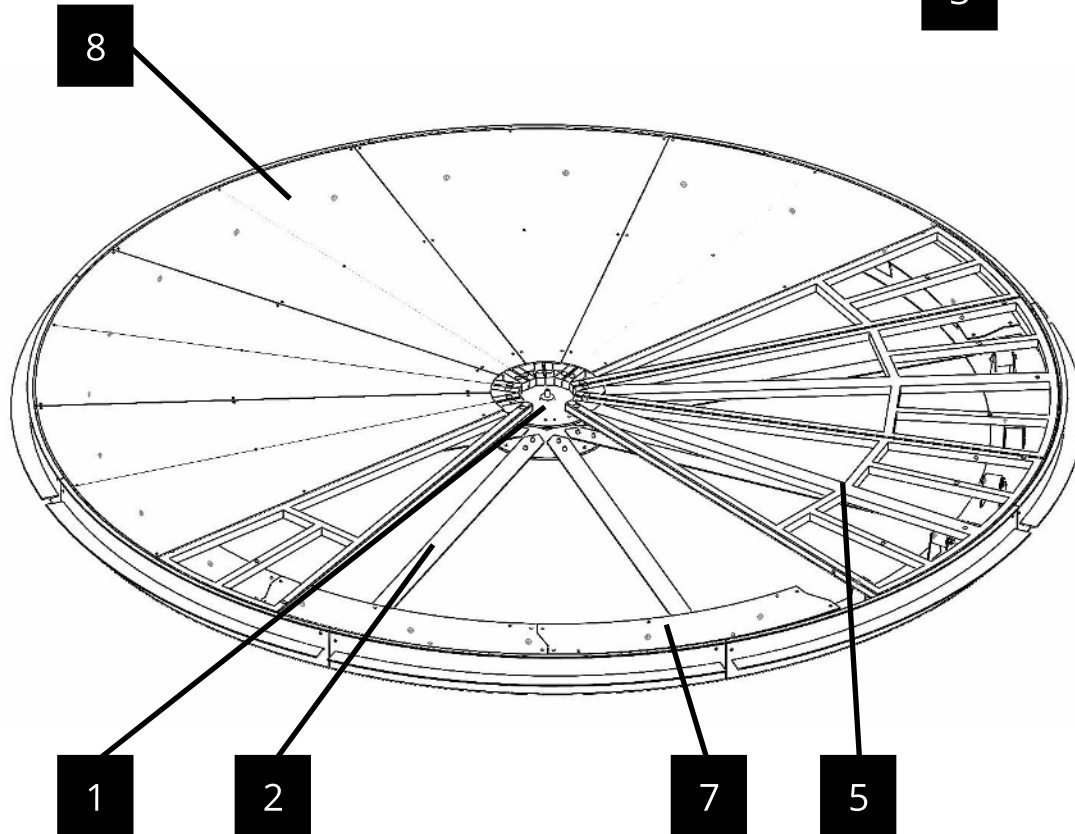
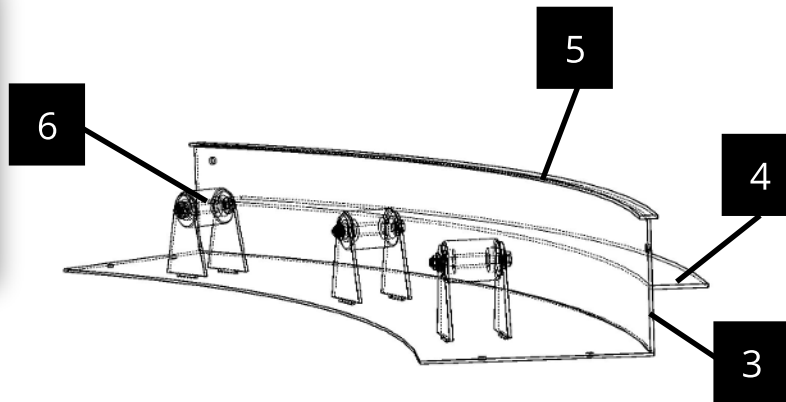
We specialise in the design, manufacture and installation of car turntables for the Motor Industry, Domestic market, House builders, as well as bespoke projects working with designers, architects and event organisers.

We have worked on a number of prestigious contracts, both in the UK and worldwide, including The 'Great Light', Titanic Slipway, Belfast.

We pride ourselves in offering a personal service and because we manufacture all components in our own facilities, we are able to offer an unrivalled 5 Year Warranty on all our products.



SPIN-IT DRIVEWAY CAR TURNTABLE - KEY FEATURES.



1

Center Bearing - Heavy Duty welded steel construction. Manufactured using 10mm thick steel plates and containing TWO heavy duty taper roller bearings. The Center Bearing is fixed to the concrete base and forms the pivot around which everything revolves.

2

Spiders - Radial arms connecting the center bearing to the outer rim. Manufactured from 4mm thick steel, this part sets the concentricity of the outer rim and prevents any future movement.

3

Fully Enclosed Outer Rim - The welded outer rim assembly forms a wall of steel around the turntable and acts as shuttering for ease of landscaping.

4

Casting Stiffener - One feature of the fully enclosed outer rim is the steel stiffener welded to the outer wall. This feature maintains the circular shape of the outer rim assembly and prevents the turntable from lifting once cast in to place.

5

Stainless Steel Outer Rim - The 5mm thick x 25mm wide band of 304 grade stainless steel is welded to the top of the outer rim and forms a finishing ring once fully assembled. This item gives a strong and aesthetically pleasing edge to the surrounding driveway.

6

Rollers - Manufactured in-house from Nylon and fitted with two sealed roller bearings, each roller has a safe working load of 750Kg.

7

Top Running Track - The top track is a key feature of our Car Turntable design. Manufactured from 5mm thick steel for strength and bright zinc plated for corrosion resistance. The top running track glides over the top of the rollers ensuring a self-cleaning action with no chance of obstructions.

8

Finish - There are TWO main types of turntable finish.
Plated finish - This is where the top plates of the turntable are visible.

Landscaped Finish - This is where a tray is engineered in to the top of the turntable and a landscaping finish is applied to the turntable to match the driveway.



BENEFITS OF TURNTABLE OWNERSHIP

AVOID DAMAGE

Reduce the risk of damaging your vehicle, let our turntable take the strain

SAFE MANOEUVRE

Comply with the highway code – no more reversing into heavy traffic.

COMFORT

No more stiff necks trying to reverse down your narrow driveway.

LIBERATE SPACE

Win back your garden for what it was meant for.

SECURITY

Park your car at 90 degrees across your drive and enjoy added security against car theft.

PLANNING PERMISSION

Satisfy your local highways department when submitting planning applications.

BESPOKE DESIGNS

Show off your pride and joy, or maybe spin your garden furniture, sculptures or summer houses

PROFESSIONAL BENEFITS

CAR DEALERS

Show off your 'Car Of The Week' inside your showroom or outside on your forecourt.

PHOTOGRAPHERS

Move the vehicle, not your tripod. Programme your turntable to position as required

EXHIBITIONS

Quick, simple on-site assembly.

WHY CHOOSE A SPIN-IT TURNTABLE?



KEY-FOB REMOTE
CONTROL



SOFT
START-STOP



SPIN IN BOTH
DIRECTIONS



SEALED FOR
LIFE BEARINGS



MANUAL OPTION
AVAILABLE



STOP IN ANY
POSITION



ADJUSTABLE
SPEED



BESPOKE
DRIVE WHEEL



USES LESS POWER THAN BOILING
A KETTLE



USES STANDARD
240V SOCKET



EMERGENCY
KILL SWITCH



LED UNDER-
LIGHTING
AVAILABLE



MADE IN BRITAIN
IN OUR FACTORY

!L



Our 'Spin-IT' range of vehicle turntables have been designed to ensure that the challenges of manoeuvring in tight spaces can be overcome.

From our smallest 3.8 metre diameter model, suitable for a small family hatchback, to our 6 metre model capable of turning two large family 4x4's, we have a turntable to suit every requirement

Most are available in either manual or motorised models.




FROM 3.8m WIDTH



◀ • • • UP TO 6m WIDE • • • ▶

TECHNICAL OVERVIEW

The 'Spin-It' range of vehicle turntables are designed to sit in the ground in order to provide a non-obtrusive flush fit to the surrounding area. The required concrete base is only 200mm below ground level in most cases regardless of whether it is a manual or motorised installation.



QUALITY MATERIALS



RANGE OF FINISHES



HEAVYWEIGHT



SEALED FOR LIFE BEARINGS

Our turntables rotate on nylon rollers incorporating sealed for life bearings ensuring maintenance requirements are kept to a bare minimum.



OPERATION

The standard method of operating a motorised turntable is by a spring centred key, which can rotate the turntable clockwise or anti-clockwise. Let go of the key and the turntable stops where it is. A radio controlled option is available and comes with either two key fob remotes or a larger handheld unit.

The Drive System control cabinet is weatherproof and can therefore be sited inside a garage or mounted outside in the vicinity of the turntable.

TECHNICAL OVERVIEW (CONT.)



SAFETY

Built-in Soft stop operation



POWER

Our Turntables run off a standard 13Amp plug and consume less electricity than a kettle.



MAINTENANCE

'Spin-It' turntables have been designed with keeping maintenance checks to a minimum. There are relatively few moving parts, however those parts that do move have either been intentionally over-engineered for the tasks they are asked to perform, or they can boast 'Sealed bearings'. As with most things mechanical, we recommend an annual health check to keep the turntable performing at its best.

CLEAR AND SIMPLE PRICING

Spin-IT have a simple, transparent pricing structure that allows you to tailor your turntable to suit your budget

Our 'All Inclusive' Bundles include:


- Latest design Car Turntable Kit
- Outer rim included as an integral part of the turntable structure
- Motorised Operation
- Remote Control functionality, including two key-fob remotes
- Delivery to any UK address
- Installation by skilled SPIN-IT engineers
- The SPIN-IT comprehensive 5 YEAR WARRANTY

Packages do NOT include

- Groundwork preparation
- Landscaping after turntable installation
- Overseas delivery and installation

We will survey the location, either through detailed drawings, images or a personal visit, in order to ensure you receive the most effective solution available

There will be variations in the installation price in situations where obstacles have to be overcome. We appreciate how important an exact cost is in order to allow you to budget accordingly, and this is why we will carry out a full site survey prior to finalising a total install price.



A MORE SALEABLE HOME

This property was on the market for over six months. Feedback from the agents said "vehicular access was a problem". The owner contacted us to help in providing a solution. We installed a 3.8 Meter motorised turntable and the house sold within the month.

INSTALLATION

There are a number of options available when it comes to installation.

As with most things practical, the initial preparation and the quality of that work has a major impact on the finished product.

The preparatory ground work necessary when fitting a quality, permanent turntable is not complicated; however, it is vitally important that the groundwork is smooth and flat.


A COMPLETE SOLUTION

We offer a 'one stop shop' facility for those customers who have no desire to get involved in anything other than enjoying the benefits of turntable ownership.

We deliver the 'Spin-It' kit to site and carry out a professional Installation and commissioning service.

In the event that we are going to provide a full installation service, we will normally visit the site and carry out a survey with a view to identifying any potential problems.

It is worth noting that in the event that we have to excavate through concrete, a surcharge will be applicable.



FREQUENTLY ASKED QUESTIONS

DO I HAVE TO GET PLANNING PERMISSION TO HAVE A VEHICLE TURNABLE?

In most cases, no. However, there are some areas where the local Planning Officers are very strict about what can be installed on your property, for example, properties in areas of outstanding natural beauty. If in doubt contact your local planning office and check it out.

CAN I STILL USE MY TURNABLE IF THERE IS A POWER CUT?

Yes you can. Providing the turntable has been installed on a relatively level plain thus reducing the risk of a 'pendulum' force which can occur when vehicles have uneven weight distribution (heavy engine at one end).

There is an option to disconnect the drive mechanism in a simple way, enabling you to use the turntable until power is restored.

CAN I FIT THE TURNABLE MYSELF?

We do not recommend this as a first choice, but yes, you can. We have many customers who have installed their own turntable with no previous experience whatsoever. If you are practically minded, fit and healthy, then a self install can be both personally and financially rewarding.

If cost is the issue then there is an option for you, or your builder, to do part of the preparatory ground work before our installers fitting and commissioning your new turntable.

HOW ARE MOTORISED MODELS POWERED?

We looked at many options of how to power our turntables before deciding on an industrial electric motor which could be supplied by a standard domestic household socket. This method is safe, reliable, cost effective, clean and importantly environmentally friendly.

CAN I BLEND THE TOP SURFACE OF MY TURNABLE INTO MY SURROUNDINGS?

Yes, you can. We manufacture turntables suitable for any type of landscaping finish. Simply tell us the thickness of your preferred landscaping finish and we will make a turntable to suit.

HOW BIG DOES THE HOLE IN THE GROUND HAVE TO BE?

In the case of a standard plated topped turntable the concrete pad base is just 200mm blow finished driveway level.

Our landscaped models require excavating down further by the depth of the desired landscaping finish. If you would like a copy of our ground work specification drawing, please contact us and we will be happy to email or post one out to you.

MANUAL OR MOTORISED?

In 99% of cases, we supply motorised versions of our 'Spin-It' range of turntables. Manual turntables tend to be fitted where a developer merely has to tick the box that says the property being developed has complied with a requirement to have a turntable. This is the cheapest option.

From the point of view of someone who will be using the turntable on a daily basis, then the benefits of pushing a button in the warmth and comfort of your vehicle in comparison to pushing the car around in all weathers, far out way the cost difference.

CAN I HAVE A TURNABLE FITTED ON A SLOPE?

Yes, provided that it is a 'motorised model, it can be installed on anything up to a 1 in 12 gradient. Manual turntables must be fitted to level areas only. This is due to the pendulum force experienced if the weight of a vehicle is unevenly distributed.

HOW MUCH SPACE DO I NEED TO HAVE A TURNABLE?

As a general rule an area of between 5.5 and 6.0 metres in diameter is sufficient space to turn a family sized vehicle through 360 degrees. The turntable will be smaller than this in the area as it only has to accommodate the footprint of the wheels of the vehicle.

CAN I FIT A TURNABLE ON A GRAVEL DRIVE?

If you fit one of our turntables then certainly you can. In our design we have catered for the inevitable gravel dropping into the gap between turntable and outer skirt. With some turntables this would cause a problem where the table would jam. We have accounted for this by inverting the running gear and using gravity to clean the mechanism as it is used.

WHEN SHOPPING AROUND FOR PRICES I SEE THE 'SPIN-IT' RANGE ARE SIGNIFICANTLY CHEAPER, DOES THIS MEAN THEY ARE OF INFERIOR QUALITY?

Absolutely not, we have the distinct advantage that we manufacture in-house and in quantity and then tailor each turntable package to your individual requirements. There is no 'middle man' here, you are 'buying British' at source. Heavy-duty products, at lightweight prices.

IF YOU HAVE FURTHER QUESTIONS, PLEASE GIVE US A CALL, WE ARE ALWAYS HAPPY TO HELP.

www.spin-it.co.uk
sales@spin-it.co.uk
0800 612 8830

Technical specifications

- **Heavy Duty Steel and Aluminium fabrication.** Manufactured in our state of the art UK manufacturing facilities. Designed with surplus strength in mind to exceed expected working loads.
- **Inverted Running Gear** – All running gear wheels are stationary on the ground and the turntable runs over them. Designed to give ease of access to all key equipment through inspection chambers set in the turntable top.
- **Engineered Nylon Running Gear** – Our Nylon 66 running gear is manufactured in-house to our own design. Our running gear is designed to produce very low running noise. Each nylon wheel is finished off with two heavy duty sealed for life bearings giving a load capacity of 750Kg per wheel.
- **Bespoke Drive Wheel** – Spin-It have developed a unique drive wheel that has been specifically designed to give high grip in the wet and also maintain very low wear characteristic. This unique solution has resulted in a very reliable, long lasting solution.
- **Durable Electrical Motor Drive** - All of our motorised Car Turntables are driven by heavy duty, Industry Grade electric motors and gearbox's. 0.375Kw motors are used in most circumstances. The turntable drive system runs off a standard domestic 240V single phase supply and is controlled by means of an industrial grade inverter. The inverter gives control of direction and speed as well as giving Soft Start / Soft Stop and safety monitoring functionality.
- **Key-Fob Remote Control** – To make operating the turntable as comfortable as possible, Spin-It have can offer an integrated FM Remote control system that allows the turntable to be operated from the comfort of the car. The remote control system comes with added KeyLock security features that ensure your turntable will not accidentally pick up other remote controls and start to operate without warning.
- **Optional Frost Protection** – To respond to colder UK winter temperatures Spin-It has developed an under table frost protection a system. This helps prevent the turntable freezing up in extreme low temperatures.

| Diameter | Minimum Depth | Approx Weight | Safe working load | Motor | Capacity |
|------------|---------------|---------------|-------------------|---------|------------------------------------|
| 3.8 metres | 200mm | 1000 | 1 * 3500 Kilos | 0.375Kw | 1 Family hatchback |
| 4.1 metres | 200mm | 1250 | 1 * 3500 Kilos | 0.375Kw | 1 Medium Car or Van |
| 4.5 metres | 200mm | 1500 Kilos | 1 * 3500 Kilos | 0.375Kw | 1 large car or Van |
| 5 metres | 200mm | 1750 | 2 * 3500 kilos | 0.375Kw | 1 large car or van or 2 small cars |
| 6 metres | 200mm | 2000 | 2 * 3500 kilos | 0.375Kw | Up to 2 large cars or vans |



BEAUTIFULLY DESIGNED AND ENGINEERED TURNTABLES

 MADE IN BRITAIN, **SPINNING** ALL OVER THE WORLD

www.spin-it.co.uk

sales@spin-it.co.uk

0800 612 8830

Unit 1, Brabazon Court
Borman
Lichfield Road Ind Est
Tamworth, Staffs
B79 7TA

